

FAIRBANKS ANIMAL SHELTER FUND

2018 ANNUAL REPORT

ANNUAL MEETING
THURSDAY, MAY 30, 2019
7:00 P.M.

FARTHEST NORTH GIRL SCOUT COUNCIL OFFICE
431 OLD STEESE HIGHWAY
FAIRBANKS, ALASKA

ANNUAL MEETING
FAIRBANKS ANIMAL SHELTER FUND BOARD OF DIRECTORS
AGENDA

Thursday, May 30, 2019

Farthest North Girl Scout Council Office

431 Old Steese Highway

Fairbanks, Alaska

6:00-7:00 P.M. Potluck Dinner

7:00 PM Call to Order Ronnie Rosenberg

Welcoming Comments

Introduction of the Board

Approval of the Agenda

7:10 PM Program Report Ronnie Rosenberg

Overview of Accomplishments

7:20 PM Financial Report Jennifer House

7:30 PM Charitable Gaming Report Ronnie Rosenberg

7:35 PM New Business

Upcoming plans and events Ronnie Rosenberg

Nicole Schok

Mary Ann Fortune

7:40 PM Member Comment Period

7:50 PM Election of Board Members and Officers

Welcome to the 2019 Annual Meeting of the Fairbanks Animal Shelter Fund. In existence since 2002, we are the support group for the Fairbanks North Star Borough Animal Shelter and Division of Animal Control. The Fund is a 501(c)(3) nonprofit charity with permanent tax exempt status. Form 990 is filed annually with the Internal Revenue Service and is available on our website and to interested parties upon request. The Fairbanks Animal Shelter Fund is an Alaska nonprofit corporation and is a registered charity with the State of Alaska Department of Law, Division of Consumer Protection. The Fund is licensed to do business by the State of Alaska and the City of Fairbanks and holds a charitable gaming license for pulltabs and raffles.

Our 2018 activities focused mainly on providing veterinary care to augment what is allocated in the Borough budget. Dental care is a constant, with many of the animals in need of extractions prior to adoption. We also paid for several major orthopedic procedures along with surgical interventions for swallowed foreign bodies. Like most charities, income fluctuated throughout the year. Once again we led the Interior in Pick.Click.Give donations, both in amount and in the number of donors. As well we were the leader for Lend A Hand round up at the register Food Co-Op Market donations. With the advent of our new website and an increased Facebook presence, we've seen an uptick in online donations through Network for Good. Corporate Giving through Fred Meyer, Andeavor, Wells Fargo, JC Penny, ATT, Google and Amazon Smile continues apace. Events such as Wine & Whiskers at the Boatel, our annual garage sale, Pet Photos with Santa and other events augment individual donations. During 2018, charitable gaming proceeds from Club Alaskan and Ivory Jacks have been most helpful in rounding out the cash flow, In addition we received two bequests. Our endowment as an agency fund with the Alaska Community Foundation continues to grow as does our saving account.

It is heartening to know that our local community is committed to helping homeless and neglected animals. Not once during 2018 did the Fund hesitate to step up to the plate to provide care to an animal in need. That is our core mission and purpose for existence.

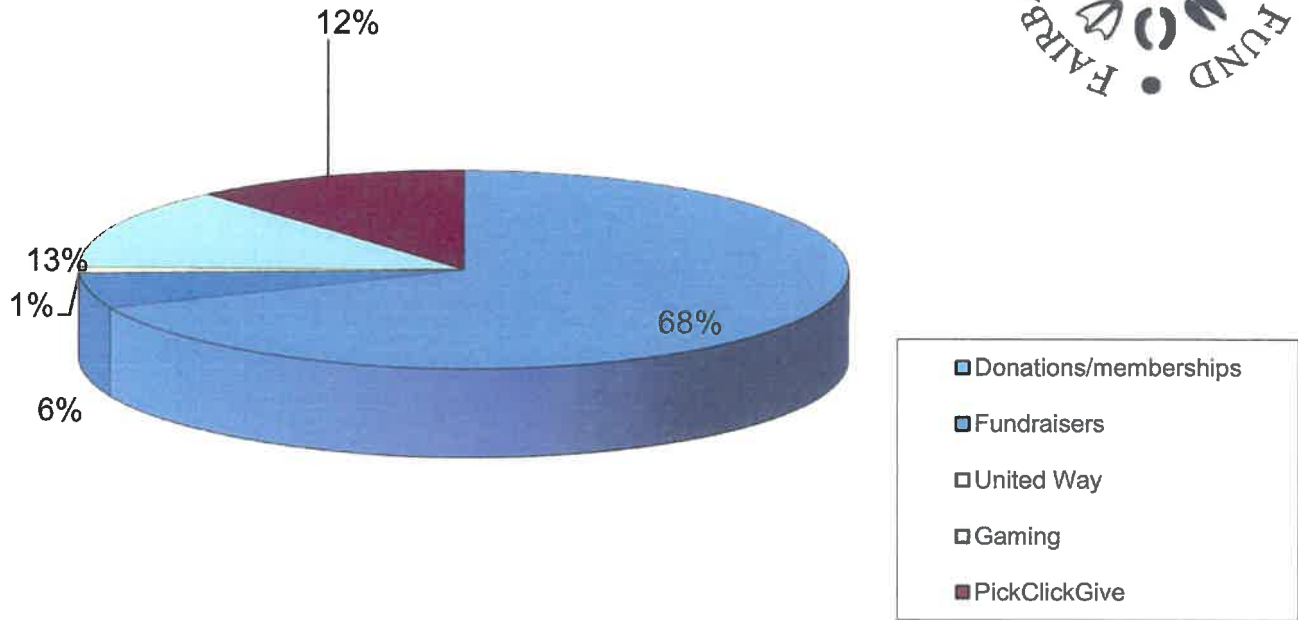
Respectfully submitted,



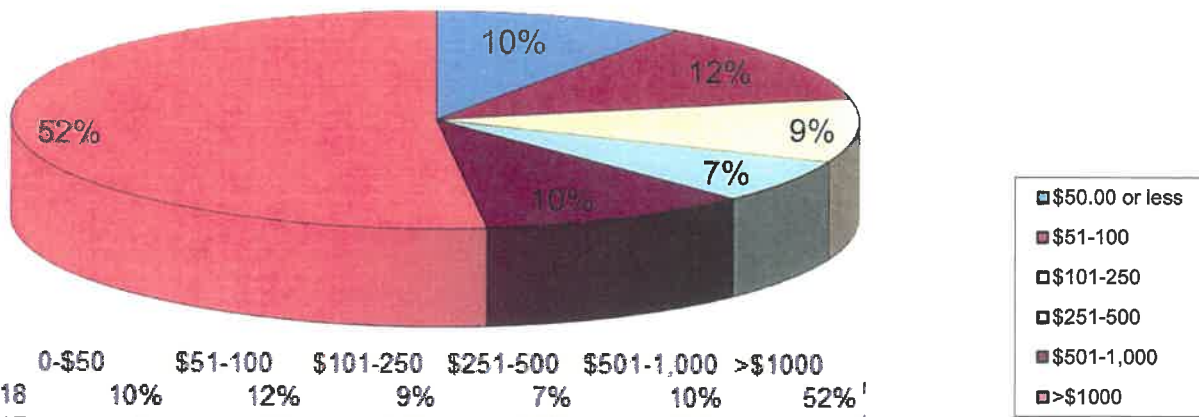
Ronnie Rosenberg, President

May 30, 2019

Fairbanks Animal Shelter Fund Income 2018

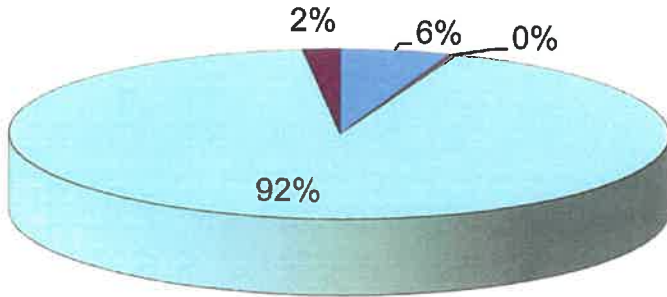


Fairbanks Animal Shelter Fund Cash Contributions by Amount 2018



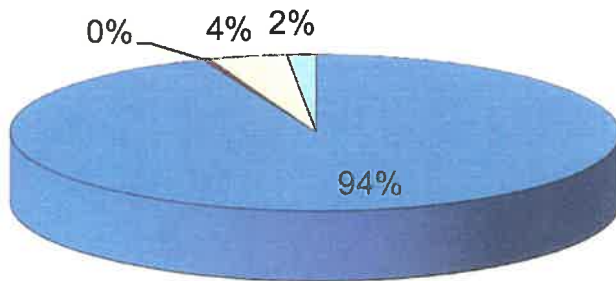
	0-\$50	\$51-100	\$101-250	\$251-500	\$501-1,000	>\$1000
2018	10%	12%	9%	7%	10%	52%
2017	14%	13%	11%	11%	12%	39%
2016	11%	10%	10%	10%	11%	48%

Fairbanks Animal Shelter Fund Expenses 2018



- Supplies-other
- Supplies-animal
- Veterinary Services & Related
- Other

Fairbanks Animal Shelter Fund Functional Expenses 2018



- Program Services
- Fundraising
- Gaming
- Mangt & General

Fairbanks Animal Shelter Fund Comparative Income



Fairbanks Animal Shelter Fund
Balance Sheet Prev Year Comparison
As of December 31, 2018

	Dec 31, 18	Dec 31, 17	\$ Change	% Change
ASSETS				
Current Assets				
Checking/Savings				
ALASKA COMM FOUND. ENDOWMT.	189,643.74	205,284.93	-15,641.19	-7.62%
CHECKING -DENALI STATE	26,105.54	31,782.90	-5,677.36	-17.86%
FASF GAMING ACCOUNT	443.28	2,514.74	-2,071.46	-82.37%
SAVINGS-DENALI ST. BANK	77,868.19	10,153.27	67,714.92	666.93%
VANGUARD GROUP				
donated J&J Stock	998.24	998.24	0.00	0.0%
VANGUARD GROUP - Other	1,234.17	1,154.09	80.08	6.94%
Total VANGUARD GROUP	<u>2,232.41</u>	<u>2,152.33</u>	<u>80.08</u>	<u>3.72%</u>
Total Checking/Savings	<u>296,293.16</u>	<u>251,888.17</u>	<u>44,404.99</u>	<u>17.63%</u>
Total Current Assets	<u>296,293.16</u>	<u>251,888.17</u>	<u>44,404.99</u>	<u>17.63%</u>
TOTAL ASSETS	<u>296,293.16</u>	<u>251,888.17</u>	<u>44,404.99</u>	<u>17.63%</u>
LIABILITIES & EQUITY				
Liabilities				
Current Liabilities				
Other Current Liabilities				
ACCRUED EXPENSES	1,876.62	3,487.78	-1,611.16	-46.19%
Total Other Current Liabilities	<u>1,876.62</u>	<u>3,487.78</u>	<u>-1,611.16</u>	<u>-46.19%</u>
Total Current Liabilities	<u>1,876.62</u>	<u>3,487.78</u>	<u>-1,611.16</u>	<u>-46.19%</u>
Total Liabilities	<u>1,876.62</u>	<u>3,487.78</u>	<u>-1,611.16</u>	<u>-46.19%</u>
Net Assets				
Unrestricted Net Assets	44,527.53	38,010.28	6,517.25	17.15%
Temporarily Restricted Net Assets	60,245.27	5,105.00	55,140.27	1,080.12%
Permanently Restricted Net Assets	189,643.74	205,284.93	-15,641.19	-7.62%
Total Equity	<u>294,416.54</u>	<u>248,400.21</u>	<u>46,016.33</u>	<u>18.53%</u>
TOTAL LIABILITIES & EQUITY	<u>296,293.16</u>	<u>251,887.99</u>	<u>44,405.17</u>	<u>17.63%</u>

**FAIRBANKS ANIMAL SHELTER FUND
PROFIT LOSS PREV YEAR COMPARISON
JANUARY THRU DECEMBER 2018**

	Jan - Dec 18	Jan - Dec 17	\$ Change	% Change
Ordinary Income/Expense				
Income				
Contributions Income				
Noncash unrestricted	502.78	4,289.49	-3,786.71	-88.28%
Temporarily Restricted				
DONOR ADVISED	0.00	0.00	0.00	0.0%
Temporarily Restricted - Other	55,140.27	50.00	55,090.27	110,180.54%
Total Temporarily Restricted	55,140.27	50.00	55,090.27	110,180.54%
Unrestricted				
Endowment Grants	7,000.00	7,000.00	0.00	0.0%
PickClickGive	26,295.75	23,203.50	3,092.25	13.33%
Unrestricted - Other	91,790.07	73,159.07	18,631.00	25.47%
Total Unrestricted	125,085.82	103,362.57	21,723.25	21.02%
Total Contributions Income	180,728.87	107,702.06	73,026.81	67.8%
Dividends - Vanguard	80.08	62.20	17.88	28.75%
FUNDRAISERS				
GARAGE SALE	4,105.07	4,649.94	-544.87	-11.72%
SANTA PHOTO'S	2,115.00	2,603.00	-488.00	-18.75%
WINE TASTING	6,689.00	10,136.00	-3,447.00	-34.01%
Total FUNDRAISERS	12,909.07	17,388.94	-4,479.87	-25.76%
Gaming Income	30,047.40	17,575.60	12,471.80	70.96%
INTEREST INCOME- SAVINGS	14.92	4.63	10.29	222.25%
Membership Dues				
MEMBERSHIP SUPPORTER	0.00	50.00	-50.00	-100.0%
MEMBERSHIPS- INDIV	0.00	55.00	-55.00	-100.0%
MEMBERSHIPS -FAMILY	70.00	0.00	70.00	100.0%
Total Membership Dues	70.00	105.00	-35.00	-33.33%
United Way Contributions	2,143.61	2,954.09	-810.48	-27.44%
Total Income	225,993.95	145,792.52	80,201.43	55.01%
Gross Profit	225,993.95	145,792.52	80,201.43	55.01%
Expense				
ADVERTISING	695.62	682.56	13.06	1.91%
Bank Service Charges				
BANK FEES- CREDIT CARD	691.97	633.99	57.98	9.15%
Bank Service Charges - Other	48.35	53.44	-5.09	-9.53%
Total Bank Service Charges	740.32	687.43	52.89	7.69%
Dues and Subscriptions	0.00	0.00	0.00	0.0%
Licenses and Permits	660.00	864.00	-204.00	-23.61%
Postage and Delivery	109.25	328.84	-219.59	-66.78%
Printing and Reproduction	256.96	0.00	256.96	100.0%
Rent	411.00	411.00	0.00	0.0%
Supplies				
Animal Supplies	554.41	705.18	-150.77	-21.38%
DRUGS-PRESCRIPTION & VACCINES	47.03	420.35	-373.32	-88.81%
Minor Equipt.	1,840.00	0.00	1,840.00	100.0%
Office	223.56	358.23	-134.67	-37.59%
Pull Tab Supplies	6,812.42	4,746.04	2,066.38	43.54%
Total Supplies	9,477.42	6,229.80	3,247.62	52.13%
TAXES GAMING	132.00	0.00	132.00	100.0%
VETERINARY SERVICES	151,853.86	113,843.56	38,010.30	33.39%
VOIDED CK	0.00	0.00	0.00	0.0%
Total Expense	164,336.43	123,047.19	41,289.24	33.56%
Net Ordinary Income	61,657.52	22,745.33	38,912.19	171.08%
Other Income/Expense				
Other Income				
CHANGE IN VALUE AK COMM ENDOW.	-15,641.19	19,030.38	-34,671.57	-182.19%
Total Other Income	-15,641.19	19,030.38	-34,671.57	-182.19%
Net Other Income	-15,641.19	19,030.38	-34,671.57	-182.19%
Net Income	46,016.33	41,775.71	4,240.62	10.15%

FAIRBANKS ANIMAL SHELTER FUND
PROPOSED SLATE OF OFFICERS FOR 2019-2020

President Ronnie Rosenberg

Vice President Judith Warwick

Treasurer Jennifer House

Secretary Jennifer McMillan

Board Member Mary Ann Fortune

Board Member Nicole Schok

Board Member Barbara Rothrock

Board Member Stephanie Homan

Board Member Debra Januchowski

ANNUAL REPORT APPENDIX

Explanatory Notes

1. The Fairbanks Animal Shelter Fund solicits memberships as part of its fundraising strategy. Membership is open to anyone wishing to become a member and is available at the youth/low income, individual, family, sponsor, donor, supporter, patron and life membership levels.
2. A copy of the 2018 Internal Revenue Service Form 990 Federal Corporate Tax Return filed by the Fairbanks Animal Shelter Fund is available on the Shelter Fund website, www.fairbanksanimalshelterfund.org or upon request to the corporate office, P.O. Box 72120, Fairbanks, Alaska 99707.